

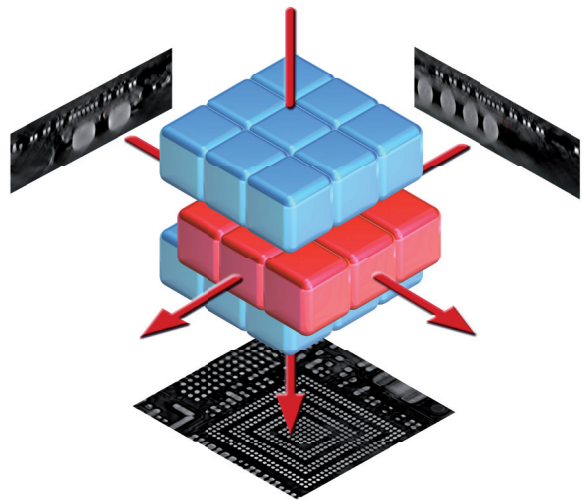
## SEE MORE WITH X.TRACT

X.Tract provides CT-quality inspection results of complex, multi-layer electronics assemblies without slicing the board. In a rapid and user friendly process, it creates virtual microsections in any direction in the region-of-interest. X.Tract reveals defects that are obscured in 2D X-ray images of layered components.


The new X.Tract tool provides, fully automated acquisition, powerful image processing and detailed reporting. With X.Tract, users gain better insight into complex packages such as Package on Package (PoP) or dual-layered boards leading to reduced false call rates and higher productivity.

### Benefits

- Identify defects with ease from complex multi-layer boards
- Travel through a component by viewing 2D slices from any direction, enabling isolated clear views.
- Works for small and large boards and assemblies
- Automated, fast acquisition and view within minutes
- Available on XT V 160 systems



*View in detail any virtual slice in any direction in an easy non-destructive process*



*X.Tract enables to isolate and inspect a component in a complex package*

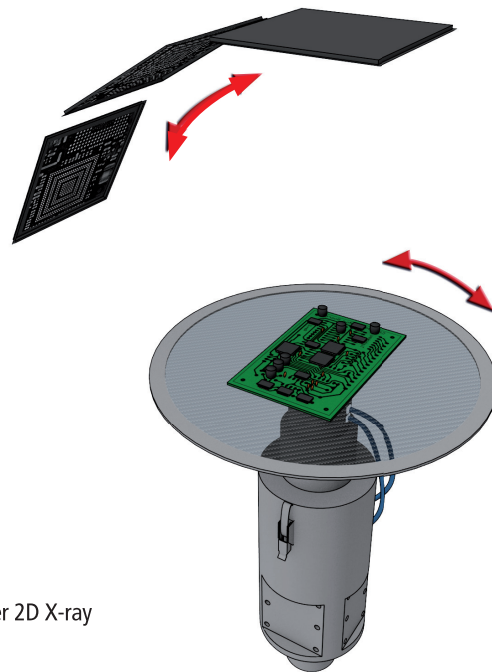


# INSPECT FURTHER WITH X.TRACT

## How X.Tract works


PCBA, components or wafers are placed in an XT V X-ray inspection system and 2D images at submicron level are automatically taken 360° around the region-of-interest of the board. Image acquisition is complete within minutes and the 2D X-ray scans are reconstructed into a detailed 3D model.

This model can be sliced and analyzed in any plane using the X.Tract analysis tool. X.Tract technology provides high resolution, high magnification CT functionality in the region-of-interest on the board – allowing users to accelerate product development, defect detection and inspection of complex packages.




## Applications


- Create virtual 3D micro sections of any region without slicing the board
- Analyze multi-layer boards where 2D X-ray could obscure defects
- Inspect complex packages such as BGA, PoP, CSP, QFN, LGA etc.
- Isolate views for individual sides of a board which would normally show both board sides under 2D X-ray
- Determine size and position of voids at joint interfaces or bulk solder
- Easily identify hard-to-see defects such as Head-on-Pillow (HoP), open joints and cracks
- Isolate views of the different layers within multi-layer packages such as Package on Package (PoP) or multi-chip modules
- Enable views of complex thru-hole components, connectors and board vias
- Identify defects such as alignment and warpage
- View individual board layers to analyze planes and tracks




Layered components are difficult to detect in classic 2D X-ray image




2D X-ray of smart phone



Travel layer by layer through a PCB board, revealing detailed information of components on every virtual slice



X.Tract details of layer



High magnification of BGAs, visualized in a 3D representation

